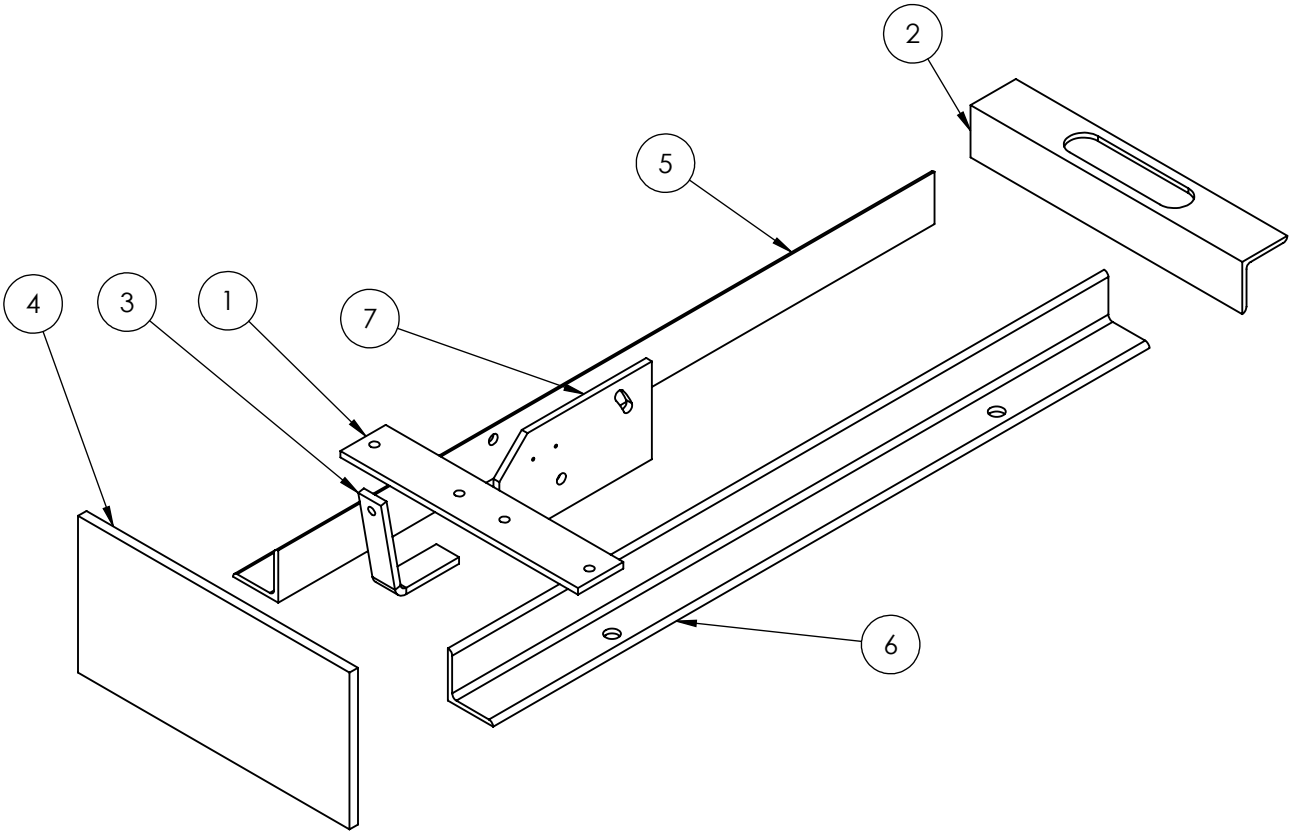
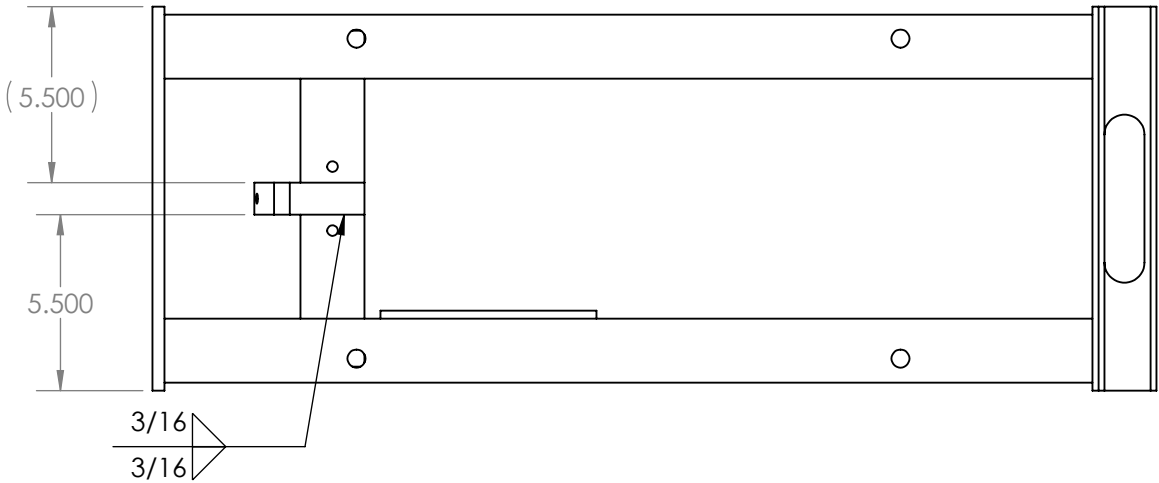
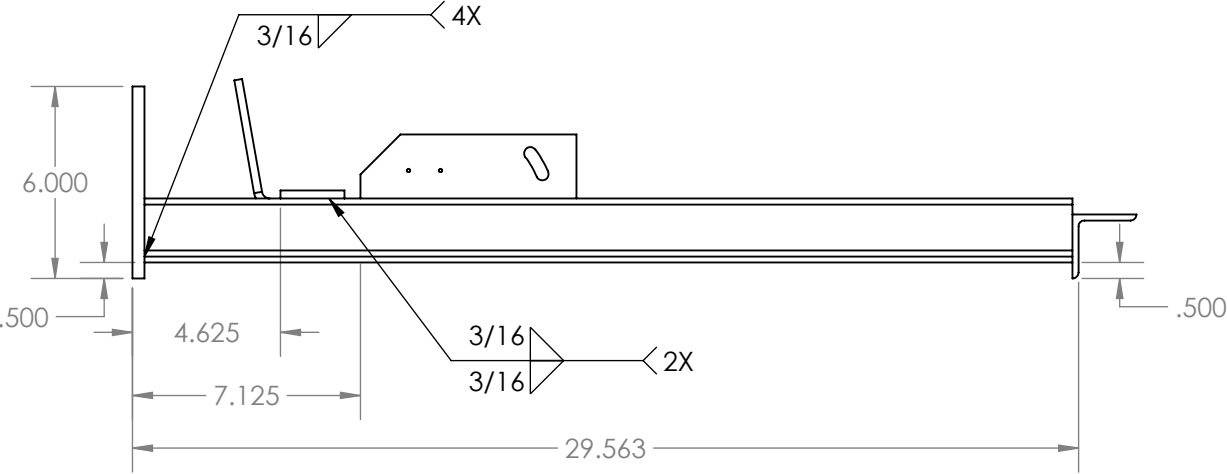
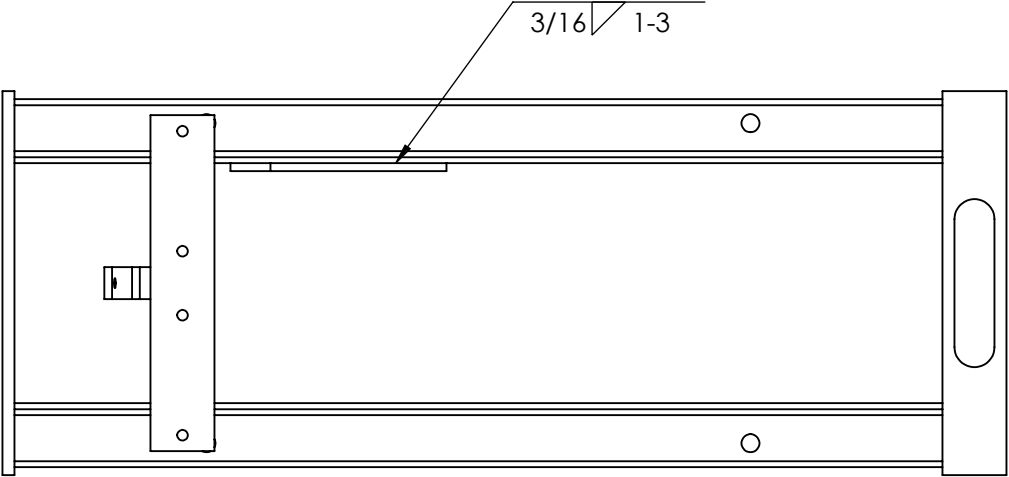


NOTES:

1.
- INTERPRET DIMENSIONING AND TOLERANCING IAW ASME Y14.5M-1994.
2.
- REMOVE ALL BURRS AND BREAK ALL SHARP EDGES .030 MAX.
3.
- ESTIMATED WEIGHT: 25.08 LB

REV.	ECO	ZONE	DESCRIPTION	DATE	APPROVED
01			INITIAL RELEASE		



ITEM NO.	QTY.	PART NUMBER	DESCRIPTION
1	1	1012	HINGE, MOUNT
2	1	1015	HANDLE, ANGLE
3	1	1016	TARGET STOP
4	1	1009	ARMOR, FRONT PLATE
5	1	1020	
6	1	1019	BASE, ANGLE
7	1	1011	MOTOR MOUNT

UNLESS OTHERWISE SPECIFIED  
DIMENSIONS ARE IN INCHES

TOLERANCES:

DECIMAL ± .015

ANGULAR ± .5°

DO NOT SCALE DRAWING

CONFIDENTIAL INFORMATION  
CONFIDENTIAL COMMERCIAL INFORMATION  
DISCLOSURE OF INFORMATION COULD CAUSE  
SUBSTANTIAL COMPETITIVE HARM.

(EXECUTIVE ORDER 12600, 6/23/87 52FR23781)

DRAWN BY: J.GRIFFIN DATE: 2014.05.17

CHECKED BY: DATE:

ENGINEERED BY: J.GRIFFIN DATE: 2014.05.17



TITLE:  
BASE WELDMENT

SIZE B DWG NO/REV LEVEL: 1018

SCALE: 1:6

**J&T MACHINE**  
3633 W. SHERMAN PHOENIX, AZ  
602-568-8097  
email: jimgriffin\_123@yahoo.com

SHEET: 1 OF 1