

2019 PRECISION RIFLE SERIES

CHAMPIONSHIP SHOOTING SERIES

PRECISION RIFLE SERIES RULES & STANDARD OPERATING PROCEDURES



PRECISION RIFLE
SERIES
CHAMPIONSHIP SHOOTING SERIES
PRECISIONRIFLESERIES.COM

PRS Standards and Principles

(As of: 13 April 2019 v1.2)

The 2019 Rules & Standard Operating Procedures apply to all PRS sanctioned events including but not limited to PRS National Two Day matches and PRS Regional One Day matches.

Safety is the first and highest priority before, during, and after all PRS competitions and is everyone's responsibility. Anyone who observes an unsafe act can call a cease fire at any point during an event.

PRS competitions are designed to test a shooter's ability to shoot accurately, correct for environmental factors effectively, and solve problems quickly.

Each course of fire at a PRS event will be very practical in nature and relative to common aspects of long-range precision rifle engagements.

A high level of professionalism and sportsmanship is expected at each PRS event. All participants, to include Match Directors, Range Officers, shooters, and spectators will be treated with the utmost respect at all times.

Cheating of any kind will not be tolerated at PRS events and will result in an immediate match disqualification and in certain instances may be grounds for expulsion from the Series.

PRS courses of fire (COF) are individual events designed to test a shooter's individual skill and ability. Therefore, coaching a shooter while they are conducting a stage is prohibited. Assistance before and after a stage is not only authorized but encouraged especially for new shooters.

Safety

The following rules are designed to provide a safe shooting environment for all involved in a PRS Competition and are not subject to discussion or debate. It is everyone's individual responsibility to read and fully understand the PRS Safety Standards; ignorance is not an excuse for a safety violation.

1.1 General Safety Rules

- 1.1.1 Keep muzzles pointed in a safe direction at all times regardless of the status of the weapon. Do not point any weapon at anything you do not wish to destroy. This is considered "flagging" and will not be tolerated.
- 1.1.2 Keep your finger off the trigger and outside the trigger guard until you are ready to shoot.
- 1.1.3 All PRS events will be run on cold ranges. A cold range is defined as keeping firearms unloaded until it is the competitor's turn to shoot.

1.2 Safety SOP for the Conduct of a Match

The following rules apply to all participants of a PRS event. They do not apply to a shooter who is actively shooting a COF.

1.2.1 While conducting any movement with a firearm at a PRS, the participant will ensure all of their weapons are pointed in a safe direction at all times.

1.2.2 All participants will ensure all of their weapons are cleared with the magazine out at all times.

1.2.3 Chamber flags or other Empty Chamber Indicator (ECI) will be utilized at all times and must be fully inserted into the chamber (not just the breach).

1.2.4 No person shall consume or be under the influence of alcohol or faculty altering drugs such as common narcotics during the match. Any person found to be impaired and unsafe as a result of legitimate prescription drugs may be directed to stop shooting and requested to leave the range.

1.3 Safety SOP for the Conduct of a COF

The following rules apply to shooters who are actively participating in a COF.

1.3.1 ECI's will remain in the rifle until the RO gives the command of "Load and make ready."

1.3.2 If there is no movement involved to the first firing point, upon MD's stage design and discretion, rifles may be in a "Hot" status meaning a round in the chamber, magazine inserted, bolt closed, and weapon on "Safe". It is the shooter's and RO's responsibility to fully understand the COF and how to prepare their rifle prior to starting.

1.3.3 All transitions and movements during a course of fire must be done with open bolts and an empty chamber. An exception will be made for Semi-Automatic Rifles but only at the discretion and approval of the Match Director. If the MD does permit transitions and movements with a hot rifle, the weapon must be on safe and the shooter must give an audible "Safe" before moving; NO EXCEPTIONS.

1.3.4 The 120 degree rule must be adhered to at all times. No shooter will point their muzzle any more than 60 degrees off of the direction of fire in either direction.

1.3.5 Shooters must maintain positive control of a firearm during a stage (loaded or unloaded). Positive control is defined as maintaining at least one point of bodily contact with the rifle or a sling type attachment to the body of the shooter.

1.3.6 Negligent/Accidental Discharges (AD/ND's) are taken very seriously at any PRS event. An AD/ND is defined as any round unintentionally discharged from a firearm. A competitor who causes an accidental discharge must be stopped by a Range Officer as soon as possible. An accidental discharge is defined as follows:

1.3.6.1 A shot, which travels over a designated backstop, a berm or in any other direction outside the range span, specified in the written stage briefing or match rules as determined by the match director.

Note that a competitor who legitimately fires a shot at the wrong target or with incorrect data, but remains within the established range span, will not be disqualified.

1.3.6.2 A shot which occurs while actually loading, reloading or unloading a firearm.

1.3.6.3 A shot which occurs during remedial action in the case of a malfunction.

1.3.6.4 A shot which occurs during movement/transition, except while actually shooting at targets.

1.3.6.5 A shot which occurs when the shooter is not under glass with an established sight picture.

1.3.6.6 A shot which occurs before the shooter intended to shoot, regardless if the shot remains in the range span.

1.3.6.7 A shot which occurs during a cease fire period.

1.3.7 If it can be established that the cause of the discharge is due to a broken or defective part of the firearm, the competitor has not committed any safety infraction in this Section, and a disqualification will not be invoked, but the competitor's scores for that stage will be zero. The firearm must be immediately presented for inspection to the Match Director or his delegate, who will inspect the firearm and carry out any tests necessary to establish that a broken or defective part caused the discharge. A competitor may not later appeal a disqualification for an accidental discharge due to a broken or defective part if they fail to present the firearm for inspection prior to leaving the course of fire.

1.4 Penalties for Safety Infractions

The penalties listed below should be followed as closely as possible. However, MD's may, when the situation warrants, issue a more severe punishment than what is called for in the rule book.

1.4.1 First offense flagging will result in a warning. Second offense will result in a stage DQ. Third offense will result in a removal of the offending shooter from the competition.

1.4.2 Anyone found violating the Cold Range rule will result in an immediate Match DQ.

1.4.3 Failure to use an ECI will result in a warning. Second offense will result in a stage DQ. Third offense will result in a removal of the offending shooter from the competition.

1.4.4 First offense of violating the 120 degree rule will result in a stage DQ. Second offense will result in a removal of the offending shooter from the competition.

1.4.5 Any shooter that fails to maintain positive control of a firearm during a stage (loaded or unloaded) will receive a match DQ if the firearm breaks the 120 degree rule. If the failure of positive control does not result in a violation of the 120 degree rule, the first offense will result in a stage DQ and the second offense in match DQ.

1.4.6 All AD/NDs will result in an immediate Match DQ.

1.4.7 Movement or transition during a COF with a round in the chamber or a closed bolt will result in the shooter being stopped, forced to clear their chamber and made to move back to the last shooting position while still on the clock for a first offense. Once the shooter has returned to the last firing point, he or she will continue with the rest of the COF. A second offense will result in a stage DQ. Third offense will result in a removal of the offending shooter from the competition. Semi- Automatic Rifles are the only exception to policy that will be granted.

2. PRS Divisions and Categories

The PRS has three Bolt Gun Divisions. All shooters must declare the Division in which they will be competing when they register for the PRS. Shooters are permitted to shoot in multiple Divisions in the same season. They however, must register for all Divisions in which they choose to compete. It is imperative for shooters to ensure they are registered in the correct Division for all matches if they plan on competing in multiple Divisions. It is the shooter's

responsibility to ensure they are scored in the correct Division. Failure to do so will result in a Match DQ. The following rules govern each of the divisions.

PRS Regional Series Matches are encouraged to follow the same PRS Divisions and Categories but the only Division that is required is the Open Division.

PRS Regional Series MD's are encouraged to follow the Caliber, Speed and Weight restrictions of the National Two Day Matches. These restrictions can be modified on a case by case basis with notification and approval from the PRS Regional Director.

2.1 Bolt Gun - Open Division

2.1.1 Bolt Gun Open Division rifles will not exceed a caliber of .30 or a velocity of 3,200 fps. A match DQ will result any rounds over the speed limit of 3,200 fps (+/- 32 fps for environmental factors and equipment discrepancies).

2.1.2 Match Officials may request at any point during a match that a competitor fire their rifle through chronograph. If the bullet exceeds the 3,200 fps speed limit, the shooter will receive an automatic match DQ.

2.2 Bolt Gun - Tactical Division

2.2.1 Tactical Division rifles are restricted to .308 Winchester and 5.56 NATO/.223 Remington calibers only.

2.2.2 5.56 NATO/.223 Remington has a bullet weight cap of 77 grains and muzzle velocity cannot exceed 3,000 fps (+/- 30 fps for environmental factors and equipment discrepancies).

2.2.3 7.62 NATO/.308 Winchester has a bullet weight cap of 178 grains and muzzle velocity cannot exceed 2,800 fps (+/- 28 fps for environmental factors and equipment discrepancies).

2.2.4 No modified wildcat rounds such as the .223 Ackley Improved are permitted to shoot in the Tactical Division. Anyone discovered violating this rule will receive an automatic Match DQ.

2.2.5 Tactical Division shooters will shoot the exact same COF as Open Division

2.3 Bolt Gun - Production Division

The PRS Production Division was created to encourage growth to our shooting community from outside our ranks by allowing shooters the opportunity to compete in PRS events without being disadvantaged due to equipment. In order to accomplish this we have set limits on the original cost of your rifle and the optic. All other equipment that can be mounted to or added to your rifle that doesn't significantly increase accuracy will be considered accessories and will not be regulated. We want shooters to be able to buy new equipment or pick up a new item off a prize table and be able to use it without the fear of being disqualified from the Production Division.

2.3.1 Production Division combined rifle and optic MSRP as listed on the company's website shall not exceed \$4,000 USD, the rifle shall not exceed \$2,000 USD and the optic shall not exceed \$2,000 USD.

2.3.2 Rifle: For the purpose of the Production Division, a rifle is defined as the original manufacturers configuration of a complete firearm which will be comprised of at least but not limited to the following: stock with bottom metal or chassis, a complete action, a barrel and a trigger mechanism.

2.3.3 Optics: For the purpose of the Production Division, an optic is defined as a magnified optical system capable of safely engaging targets at various ranges through the use of an internal reticle and or adjustable turrets.

2.3.4 Accessories: For the purpose of the Production Division, the following items are considered accessories and will not be regulated or prohibited from being used on or in conjunction with your production rifle: muzzle brakes, silencers, barricade stops/blocks, custom paint, rings, red dot sights, bags, pads, bipods, rails, zoom levers, data card holders, bolt knobs, bubble level, etc.

2.3.5 Ammunition: No Restrictions. Any and all types of factory ammunition or hand loaded ammo is allowed.

2.3.6 Production Division Rifles will not exceed a caliber of .30 or a velocity of 3,200 fps. A match DQ will result any rounds over the speed limit of 3,200 fps (+/- 32 fps for environmental factors and equipment discrepancies).

2.3.7 Match Officials may request at any point during a match that a competitor fire their rifle through chronograph. If the bullet exceeds the 3,200 fps speed limit, the shooter will receive an automatic match DQ.

2.3.8 Enforcement: **The PRS WILL NOT maintain a list** of authorized rifles or optics due to the dynamics of the ever changing cycle of revised models, new products, and upgrades being released by manufactures. Match Directors are responsible for addressing and enforcing the Production Division regulation matters if and when they arise on a case by case basis.

2.3.9 COF: Production Division shooters will shoot the same COF as Open Division.

2.3.10 Production Division Exceptions:

- If your production rifle came standard without a threaded barrel, you may have a qualified gunsmith remove the barrel and thread it so you can run a brake or a silencer, provided no additional work is done to the barrel or action to "Accurize it".
- If your barrel needs to be replaced, it must be sent back to the original manufacture for a replacement barrel of equal value. Aftermarket pre-fit barrels, or a new barrel from a custom shop are not allowable replacements.
- You may safely tune your original trigger but replacement triggers are not allowed.
- You may glass bed rifles.

Categories

2.4 ***Military/Law Enforcement Category***

2.4.1 Any shooter who is a full time Active Duty Service Member or Full Time LEO is eligible to shoot in the Mil/LE Class in addition to their PRS Division. Full and/or part time National Guard/Reserve competitive shooting teams that are sanctioned by their respective military branches qualify to compete under the MIL/LE PRS Category.

2.5 ***Ladies Category***

2.5.1 All female shooters are eligible to shoot in the Ladies Category in addition to their PRS Division.

2.6 Seniors Category

2.6.1 Anyone over the age of 55 is eligible to shoot in the Seniors Category in addition to their PRS Division.

2.7 Junior Category

2.7.1 Anyone 18 years old or younger at the start of the season is eligible to shoot in the Juniors Category in addition to their PRS Division.

2.8 International Competitor Class

2.8.1 International growth of the sport is highly encouraged and the PRS has several international events on the schedule for 2019. As such and in order to promote an international finale, finale slots will be given to qualified shooters from the international qualifying events.

2.9 Elite Category (Regional Series Only)

2.9.1 Any shooter that chooses to count scores for regional qualifiers only.

Match Conduct

The following chapter describes the conduct of PRS Matches. Some items are rules, which must be followed to ensure match standards are met and others are guidelines, which should be followed but may not be possible due to extenuating circumstances.

3.1 Match Director's Responsibilities

3.1.1 The MD is overall in charge of the PRS event and must have a full understanding of the official PRS Rules.

3.1.2 MD's must provide a Match Book which accurately describes each COF.

3.1.3 MD's must use the approved scoring system of one 'Impact' for one point.

3.1.4 MD's will ensure targets are in good working order. Any target past 600 yards must be reactive and should have two spotters observing the target if possible. Additionally, any target past 800 yards must have a supplemental hit indicator such as a flash or a camera system. Regional Series MD's are encouraged to use supplemental hit indicators on targets past 800 yards, but it is not required.

3.1.5 MD's will use a primary and secondary method of scoring. Shooters must have an opportunity to see the score they received on all stages prior to departing the stage.

3.1.6 MD's must be PRS members in the Series in which they host matches for.

3.1.7 MD's will provide stage and a match 15 minute arbitration period(s) once scores have been provided/posted to settle any scoring disputes. If an issue arises after the squad leaves the stage or 15 minutes after the match, it will not be entertained.

3.1.8 The MD is the ultimate authority of Match Rules, Safety, and Enforcement. Any and all violations, penalties and enforcement should be dealt with thoroughly and in an expeditious manner. MDs may use of statements from RO's, shooters, and spectators. Once the stage/match arbitration period has ended, the rulings made by the MD are final.

3.1.9 MD's are completely responsible for RO conduct, recruitment and management. MDs have 3 options in Range officer execution for PRS matches.

3.1.10 MDs are authorized to compete in their own Regional Series (1 day) matches with approval of the regional director and are expected to adhere to section 4.2.2 of this rule book as practically as possible and within the consensus of their shooters.

3.1.10 RO Option 1

3.1.10.1 Assign Lead ROs that must remain on their stage for the duration of the match and are the only person authorized to call impacts.

3.1.10.2 Non-competing score Keepers/timers and Stage Safety Officers are also assigned by the MD and must remain on their stage.

3.1.10.3 MDs may use additional spotting ROs to assist the Lead RO in spotting impacts but they must not be competitors.

3.1.11 RO Option 2

3.1.11.1 Assign Lead ROs that must remain on their stage for the duration of the match.

3.1.11.2 Score Keepers/timers and Stage Safety Officers may be competitors within that squad, but do not have the authority to rule procedurally under any circumstances.

3.1.11.3 Competitors may be used as additional spotting ROs to assist the Lead RO in spotting impacts

3.1.11.4 Competitors are encouraged to assist the Lead RO under this option and additional validation of spotting is permissible by members of the squad. Anyone found cheating for another shooter by the RO/MD will receive an immediate one-year suspension from the PRS.

3.1.12 RO Option 3

3.1.12.1 MDs may employ "Lead Roaming RO's". Lead Roaming RO's are defined as experienced shooters that shoot the match as well as serve as a RO in the same match. They must be fully briefed on all stages by the MD to ensure consistent stage execution. A Roaming RO shall not serve as a RO for his or her own stage run.

3.1.12.2 Score Keepers/timers and Stage Safety Officers may be competitors within that squad, but do not have the authority to rule procedurally under any circumstances.

3.1.12.3 Competitors may be used as additional spotting ROs to assist the Lead RO in spotting impacts and to spot for the Lead RO during their stage run.

3.1.12.4 Competitors are encouraged to assist the Lead RO under this option and additional validation of spotting is permissible by members of the squad. Anyone found cheating for another shooter by the RO/MD will receive an immediate one-year suspension from the PRS.

3.2 Lead Range Officer's Responsibilities

3.2.1 Lead RO's are responsible for all aspects of the COF they are running. They must have a complete understanding of exactly how the stage is to be executed. Any questions regarding the rules of the stage must be addressed with the MD prior to the start of the first shooter.

3.2.2 Lead RO's must have a full understanding of the official PRS Rules.

3.2.3 Lead RO's must ensure the rules are the exact same for each shooter.

3.2.4 Lead ROs will provide a Stage Brief prior to the start of each squad and all questions must be asked and answered prior to the start of the first shooter from each squad. Lead RO's will point out each target to the shooters except on "blind" stages in which case no shooter will be told the location of any target.

3.2.5 Lead RO's will provide the squad with time to conduct a walk-through of the stage which is not to exceed one minute unless the stage is to be a "blind" stage. It is up to the RO/MD as to whether inspecting a firing position is permitted during the walk through.

3.2.6 RO's will use the following verbiage to start each shooter:

RO - "Shooter do you understand the course of fire?"

Shooter must verbally reply with "Yes or No"

If there are no questions then;

RO - "Load and make ready."

RO - "Shooter ready?"

Shooter must verbally signal "Yes"

RO - "Standby"

Within the next 1-3 seconds the RO will start the shooter with the beep of a reliable shot-timer or a verbal "Engage".

3.2.7 If at any point during the COF if the RO/Safety Officer observes an unsafe act, he or she must call a cease-fire.

3.2.8 It is up to the Lead RO/MD's discretion as to how procedural faults will be handled but must be the same for every shooter.

3.2.9 Only Lead RO's or designated Spotting ROs will call impacts during a COF and only required to call "Impact." "Impact" is the only word that shall be used to let the shooter know the target he/she was engaging was struck with a bullet and will be scored as a hit. The word "hit" can be confused with "miss" and often times creates confusion, so it shall not be used by the spotting RO.

3.2.10 RO's are not permitted to signify in any way to a shooter where their rounds are impacting during the COF. MDs may establish exceptions for safety reasons – wrong targets, lack of back stops etc. Only ROs, not fellow shooters may make the approved corrections for safety reasons. Any shooter providing assistance will receive a stage DQ. Assisting shooters after they have finished shooting is encouraged and permissible. This rule may be waived by Regional Series directors for 1 day matches.

3.2.11 For all timed courses of fire, the RO will make every effort to ensure the shot timer registers the shooter's final shot. Shooters will be automatically granted a buffer time of .3 seconds, meaning that if a shot was fired in 90.3 of 90 second stage and was an impact, the shooter will receive points for that impact.

3.2.12 RO's must show and brief each shooter their score for the stage prior to the squad departing the stage. When using Practiscore (or any other approved electronic scoring system), the shooters can be verbally briefed and/or hit the "approve" button after each shooter completes a stage. But this doesn't fulfil the ROs responsibility to review the scores after the squad is complete. After the shooter leaves the stage, it cannot be arbitrated.

3.2.13 Any issues that may arise must immediately be brought to the attention of the MD.

3.3 Shooter's Responsibilities

3.3.1 The shooter is solely responsible for ensuring that he/she fully understands the PRS and match rules as well as the COF prior to starting the stage.

3.3.2 Shooters are completely responsible for the equipment they are shooting to include their firearms and ammo. A firearm deemed to be unsafe can be grounds for removal from the match.

3.3.3 Shooters are solely responsible for their score. This applies to asking the RO for a reshoot if the shooter believes one is warranted as well as ensuring the proper score was recorded for

the stage. If the shooter does not review/accept their score or remain at the stage for the RO to review the squad's scores brief, they will not be permitted to petition the MD for a score change during the post-match arbitration period.

3.4 Match Scoring in all PRS Bolt Gun Matches

3.4.1 PRS Bolt Gun Series Match scoring shall follow the standard of one impact on a target will be worth one point.

3.4.2 Half points, double points, or increased values for increased difficulty is prohibited.

3.4.3 Bonus points will not be authorized, as it can lead to competitive disparity and not reward the most consistent shooters.

3.4.4 Know Your Limits/Test Your Limits Stages are not exempted from this rule. The total number of points available on a KLY stage cannot exceed the total number of targets.

3.5 Reshoots

3.5.1 Reshoots shall only be permitted in the event of an interruption of the stage that was outside the control of the shooter. This may include broken targets, called cease fires for any reason not caused by the shooter, a broken prop or shooting support, or any other deemed reasonable by the RO. Reshoots will not be permitted for equipment malfunctions unless the firearm was provided as a "house gun". Nor shall they be permitted for shooters who claim to have not understood the stage rules.

3.5.2 The RO can give a shooter the option for a reshoot without having been asked by the shooter if the RO observes an incident which hindered the shooter.

3.5.3 The shooter can request a reshoot if he/she believes one is warranted. The shooter will have a period of two minutes to explain his grievance to an RO. The RO has the option to make the decision on his own but the shooter can appeal to the Match Director if he/she receives an unfavorable ruling. If the shooter loses the appeal, he/she will not have the option of a second appeal during the rest of the match.

3.5.4 There are two types of reshoots in PRS Competitions.

3.5.4.1 A Full Reshoot means the shooter will run the entire COF over from start to finish.

3.5.4.2 A Partial Reshoot means the shooter is placed in the exact same position they were in at the time of the stoppage and will have the exact amount of time placed back on the clock which was remaining at the time of the stoppage. If either the position or the time remaining cannot be determined, the shooter must take a full reshoot.

3.5.5 Once a shooter reshoots a stage, they MUST take the reshoot score.

3.6 Tie Breakers

3.6.1 Every PRS Two Day Major Competition will have at least one PRS Skills Stage that will be run the same way at all matches. The best scores/times of the stage(s) will determine which of the tied shooters receives the higher placing. If tied shooters receive the same combined score, the combined time to the nearest 100th of a second will be used to determine which shooter receives the higher score. If two shooters in the top 10 are still tied, the stage will be reshoot until the tie is broken. Tied shooters outside the top 10 will be scored as tied and all shooters tied for that position will receive the same match placement.

3.6.2 PRS Skills Stage detailed descriptions are located in Appendix A-3.

3.6.3 PRS Skills Stages are not required for PRS Regional One Day matches, however, they are required PRS Regional Championship Finales.

3.6.4 If match directors cannot in good faith execute a PRS Skill stage to standard as outlined in Appendix A-3, they will brief the PRS director no later than one week prior to the match date a modified skill stage/tie breaker to take its place.

Code of Conduct and Sportsmanship

4.1 Code of Conduct and Sportsmanship

4.1.1 Unsportsmanlike conduct by any participant of a PRS event will not be tolerated.

4.1.2 Unsportsmanlike conduct includes but is not limited to: arguing with other competitors or match officials, throwing of equipment or any other temper tantrum-like behavior, heckling other shooters while they are shooting, use of vulgar/offensive language, habitual whining, and any other action that may be outside the norm of what is considered to be professional behavior.

4.1.3 Penalties for unsportsmanlike infractions is left to the discretion of the MD. The general guidelines for MD's are first time offenders are given a warning and their second offense will result in a Match DQ and they will be asked to leave the premises. If, however, the MD determines the infraction to be of a serious nature, he/she may have the offender removed immediately.

4.1.4 Habitual offenders will receive a full season suspension from all PRS events.

4.2 Cheating Definitions and Penalties

4.2.1 Cheating is defined as deliberating attempting to gain an unfair advantage over other competitors in an unscrupulous manner.

4.2.2 Examples of cheating include but aren't limited to: shooting a PRS stage for score that the shooter assisted by designing, practicing or proofing/dry firing, exceeding the velocity or caliber rule, changing anything on a fellow competitor's equipment, altering or falsifying score sheets or data in electronic scoring devices or deliberately altering targets or props prior to the target being scored or engaged to gain advantage.

4.2.3 Any person discovered cheating will receive an immediate Match DQ. A second offense or a severe first offense will result in an expulsion from the PRS for the remaining season and will not be permitted to participate in any PRS event.

4.3 Social Media

4.3.1 Social Media plays a critical part of the success and growth of the PRS National and Regional Series as well as attracting and retaining national and regional sponsors.

4.3.2 The PRS reserves the right to monitor social media sites and delete inappropriate content as we see fit. We have a Zero Tolerance Policy regarding dishonorable content such as racial, ethnic, sexual, religious, and physical disability slurs. Violations will be handled on a case by case basis by the PRS Director and can result in but are not limited to removal from social media channels, or a suspension from the series.

4.3.3 The PRS strives to create a positive and inclusive organization that is dedicated to helping new shooters reach their highest potential. In furtherance of this goal, the PRS aspires

to engage members of the shooting community in positive, honest, transparent, and knowledgeable dialogue about the PRS through social media. The PRS views social media as an important tool for communicating its successes and opportunities for shooters and the community. The PRS also views social media as a platform for receiving constructive feedback from the community and for discussing the PRS's challenges and opportunities for improvement in a positive and constructive way.

4.3.4 Guidelines:

All PRS Members should abide by the following guidelines when using social media: Be positive and respectful, and always take the high road. When disagreeing with others' opinions, remain appropriate and polite. If you find yourself in a situation online that is becoming antagonistic, seek out your PRS Regional Director for advice on how to disengage from the dialogue in a polite and respectful manner that reflects well on you as a PRS Member and the PRS as an organization.

PRS Season Scoring for National Two Day and Regional One Day Matches

5.1 PRS Season Scoring

5.1.1 PRS Points for the season standings are attained by shooting in PRS Series matches.

5.1.2 Those shooters wishing to have their score tracked must become PRS members.

5.1.3 Membership retroactive grace period to count past matches for current season points is 7 days.

5.1.4 The PRS points system is based on a performance system where the first place shooter in each Division (Open, Tactical and Production) receives 100 points and all other shooter's scores from each Division are determined by dividing their score by the winner's score and multiplying that number by 100.

5.1.5. PRS points for the field are figured using the following formula: Shooters score / winners score x 100, rounded to 3 decimal places.

Example:

You received 89 match points.

The winner received 105 match points.

Therefore; $(89 / 105) * 100 = 84.7619$ rounded to 84.762 PRS points

5.1.6 Total PRS points for the season will be the sum of the shooter's three best match scores.

5.1.7 To qualify for the PRS National Two Day or Regional One Day Season Finale, a shooter must have three PRS match scores, which must include at least one PRS Series Qualifier match score. PRS National and Regional match Qualifiers will be identified at the beginning of the season and will rotate from year to year.

5.1.8 Regional and PRO Series Finales require the appropriate PRS membership in order to participate.

5.1.9. The PRS Finale will be worth 40% of the shooters season total.

5.2 PRS National and Regional Match Criteria

5.2.1 PRS National Two Day matches must be two day events.

5.2.2 PRS National Two Day matches must have a minimum of 15 stages.

5.2.3 PRS National Two Day matches must have a minimum of 150 round count.

- 5.2.4 PRS National Two Day matches must have a minimum of 60 registered shooters or 50 registered shooters for ELR Matches two weeks prior to the match.
- 5.2.5 PRS Regional One Day matches are one day events.
- 5.2.6 PRS Regional One Day matches must have a minimum of 8 stages (Regional director waivable).
- 5.2.7 PRS Regional One Day matches must have a minimum of 65 round count. (Regional director waivable).
- 5.2.8 PRS Regional One Day matches must have a minimum of 25 shooters. (Regional director waivable).
- 5.2.9 PRS Regional One Day matches must be scheduled and posted on the PRS web page at least 30 days in advance of the match date.

5.3 The PRS Finale

The top shooters in each Division and Category will receive an invite to the PRS Finale.

- 5.3.1 Open Div: The top 150 Open Div shooters after the final regular season match of the season will receive a slot to the Finale.
- 5.3.2 Tactical Div: The top 10 Tactical Division shooters with qualified season total scores after the final regular season match of the season will receive a slot to the Finale.
- 5.3.3 Production Div: The top 5 Production Division shooters with qualified season total scores after the final regular season match of the season will receive a slot to the Finale.
- 5.3.4 Regional Series: The top 3 shooters from each PRS Regional Series Open Division Season Standing will receive a slot in the Finale.
 - 5.3.4.1 If you have qualified for the Finale in the current or any previous season via the PRS Two Day National Match scoring system, you are prohibited from qualifying through the Regional Series. The invite will transfer to the next qualified shooter in the regional standings.
 - 5.3.4.2 A shooter may qualify for the Finale in multiple years through the PRS Regional Series at the Regional Directors discretion.
- 5.3.5 Ladies, Sr, Jr, MIL/LEO, International: The top 5 shooters in each of the PRS Categories will also receive an invitation to the Finale. If they have already qualified for the Finale based any other qualifying system, that slot will transfer to the next shooter in that category.
- 5.3.6 The Finale will count for 40% of the overall score in all Series and Divisions.
- 5.3.7 PRO Series Members invited to the Finale will not be authorized to shoot, practice or compete at the PRS finale location for 30 days leading up to the match date. Violations will result in an immediate Finale Match DQ.

PRS Rules Update Procedures

The following chapter will cover processes for rules updates for the PRS. Rules will be updated each year to maintain relevant procedures to promote the competitive growth and achievement of the sport. Mid-year changes will only be considered in extreme cases.

6.1 PRS Rules Submission Process

- 6.1.1 Shooters should work with their regional directors and local match directors who will submit recommendations to the PRS director.

6.1.2 The PRS director will use a Shooter Focus Group and the Match Director Committee(s) to determine the appropriate course of action for each submission.

Appendix 1: PRS Safety Brief

The following Safety Points should be included in every PRS competition briefing, and Competition booklet.

General Safety Rules

- Keep muzzles pointed in a safe direction at all times regardless of the status of the weapon. Do not point any weapon at anything you do not wish to destroy. This is considered “flagging” and will not be tolerated.
- Keep your finger off the trigger and outside the trigger guard until you are ready to shoot.
- All PRS events will be run on cold ranges. A cold range is defined as keeping firearms unloaded until it is the competitor’s turn to shoot.
- Safety SOP: Conduct of a Match.
- The following rules apply to all participants of a PRS event, while not actively shooting a COF.
- While conducting any movement with a firearm at a PRS, the participant will ensure all of their weapons are pointed in a safe direction at all times.
- All participants will ensure all of their weapons are cleared with the magazine out at all times.
- Chamber flags or other Empty Chamber Indicator (ECI) will be utilized at all times.
- Rifle Staging: Match Directors are encouraged to designate locations near each stage where shooters can safely stage their rifles. The location should be marked with two flags or property markers 15 to 30 feet apart oriented in a direction or manner whereas rifles will all be safely pointed in the same direction. When made available, shooters shall stage rifles in this designated area.
- No person shall consume or be under the influence of alcohol or drugs during the match. Any person found to be impaired and unsafe as a result of legitimate prescription drugs may be directed to stop shooting and requested to leave the range.

Safety SOP: Conduct of a COF

- The following rules apply to shooters who are actively participating in a COF. ECI’s will remain in the rifle until the RO gives the command of “Load and make ready.”
- If there is no movement involved to the first firing point, upon MD’s stage design and discretion, rifles may be in a “Hot” status meaning a round in the chamber, magazine inserted, bolt closed, and weapon on “Safe”. It is the shooter’s and RO’s responsibility to fully understand the COF and how to prepare their rifle prior to starting.
- All transitions and movements during a course of fire must be done with open bolts and an empty chamber. An exception will be made for Semi- Automatic Rifles but only at the discretion and approval of the Match Director. If the MD does permit transitions and movements with a hot rifle, the weapon must be on safe and the shooter must give an audible “Safe” before moving; NO EXCEPTIONS.
- The 120 degree rule must be adhered to at all times. No shooter will point their muzzle any more than 60 degrees off of the direction of fire in either direction.

- Shooters must maintain positive control of a firearm at all times
- Negligent Discharges (ND's) are taken very seriously at any PRS event. A ND is defined as any round unintentionally discharged from a firearm during a transition, movement, and/or weapons manipulation; or a round intentionally discharged during a cease fire period.

Penalties for Safety Infractions

- First offense flagging will result in a warning. Second offense will result in a stage DQ. Third offense will result in a removal of the offending shooter from the competition.
- Anyone found violating the Cold Range rule will result in an immediate Match DQ.
- Failure to use an ECI will result in a warning. Second offense will result in a stage DQ. Third offense will result in a removal of the offending shooter from the competition.
- Any shooter deemed to be intoxicated will receive an immediate Match DQ but the shooter will not be permitted to drive from the event while still intoxicated.
- Movement or transition during a COF with a round in the chamber or a bolt closed will result in the shooter being made to move back to the last shooting position while still on the clock for a first offense. Once the shooter has returned to the last firing point, he or she will continue with the rest of the COF. A second offense will result in a stage DQ. Third offense will result in a removal of the offending shooter from the competition.
- First offense of violating the 120 degree rule will result in a warning. Second offense will result in a stage DQ. Third offense will result in a removal of the offending shooter from the competition.
- Any shooter that fails to maintain positive control of a firearm during a stage (loaded or unloaded) will receive a match DQ if the firearm breaks the 120 degree rule. If the failure of positive control does not result in a violation of the 120 degree rule, the first offense will result in a stage DQ and the second offense in match DQ.
- A AD/ND will result in an immediate Match DQ

Appendix 2: Guidelines for Match Directors

The Precision Rifle Series strongly believes there should be as few restrictions and constraints placed on Match Directors as possible so that they may run their individual matches in a manner that best fits their vision and needs. The PRS Rules and Standard Operating Procedures are meant to ensure a basic standard is maintained with regards to safety and match conduct, which are two essential elements of a National level shooting series. MD's will always have the freedom to plan and execute courses of fire they feel best captures the core principles of PRS competitions. The PRS, with the exception of one PRS Skills Stage, will not dictate to MD's the way in which they run their COF's. It is the PRS's belief that the competitors should make the determination of the quality of a match and should provide appropriate feedback to the MD as well as the PRS when necessary. The following guidelines, therefore, are meant to aid MD's, especially new ones, in ensuring their matches are as successful as possible at all levels.

Pre-match

Provide the shooters with as much information as possible. Accurate start times, solid directions, round count by weapon and general expectations should be conveyed to the shooters at least two weeks prior to the match. Also include what amenities and facilities will be available and what the participants should plan to bring; i.e. food, water, toilet items, etc.

Stage design

All stages should be validated for safety, practicality and level of difficulty. Any COF that is thought to be unsafe in any way, should not be used. The PRS prides itself on being the most practical of all the action shooting sports, therefore; designing stages that are highly practical COF's such as short to mid-range unknown distance stages, blind stages with no preparation granted to the shooter, and the use of realistic props is highly encouraged. Unrealistic and impractical stages should be avoided. The majority of PRS stages should be challenging to even the most seasoned competitors. As a general guideline, the top score for most stages (and therefore the match) should be between 80-90% of the total available points. Matches in which the winner attains less than 70% of the points possible are not providing the shooters, especially newer ones, an opportunity to enjoy themselves.

Match Books should include all the information a shooter needs to shoot a stage. At a minimum, the general stage scheme, starting point, shooting locations, target descriptions, direction of fire, round count, stage restrictions and par time should be included. Blind stages are exceptions to this guideline.

Match Flow

Matches should be designed to be as efficient as possible in order to minimize the amount of time shooters spend waiting to shoot. Having a nearly uniform par time for most stages, using efficient methods like staging several shooters at one time and utilizing experienced RO's who fully understand their COF are simple things that can be done to make the match flow smooth and efficient.

Post-Match

Scoring should be completed as quickly as possible at the end of every match. Scores should be complete within thirty minutes after the last shooter finishes his or her last stage. The use of a digital scoring system on digital devices will be strongly encouraged. Once the match scores and PRS points are tabulated, they should be distributed to the shooters as quickly as possible; either posted on a large screen monitor, air-dropped or several paper copies made available. This is so any shooter that might have a legitimate issue with their score is able to meet the 15 minute arbitration deadline. All scores shall be sent to the PRS Web Manager, travis@precisionrifleseries.com, within 24 hours of match completion so they can be posted to the PRS website in a timely manner.

All PRS Regional scores shall be uploaded by the MD within 24 hours after match completion.

For the 2019 Season, the PRS Director is asking all MD's to do a very short write-up on their matches. Please provide an electronic copy of the Match Book, photos, and a list of highlights, which should include any major issues, problems with any competitors or RO's, and any other information that may be of value to the PRS. The whole product, minus the Match Book, should be a page or less in length and sent out within a week of the match.

Appendix 3: PRS Skills Stages

PRS Skills Stages are intended to serve several purposes. The first purpose is to provide a standardized way in which to deal with ties. If two shooters are tied for the same position, the sum of the two scores will be used to determine the winner. If the shooters have the same combined score, the shooter with the fastest combined time will receive the higher (better) placement.

The stages are also meant to serve as a training tool for shooters.

Stage 1 is meant to stress the skill of transitioning from target to target and rapidly engaging targets. It has an unlimited round count which allows the shooter to push the speed envelope without having to worry about being penalized for a miss.

Stage 2 is meant to stress the skill of transitioning from position to position as well as shooting from alternate positions. Because there is a limit to the number of rounds that can be shot from each position, the shooter will need to take more time with each shot than was necessary on Stage 1.

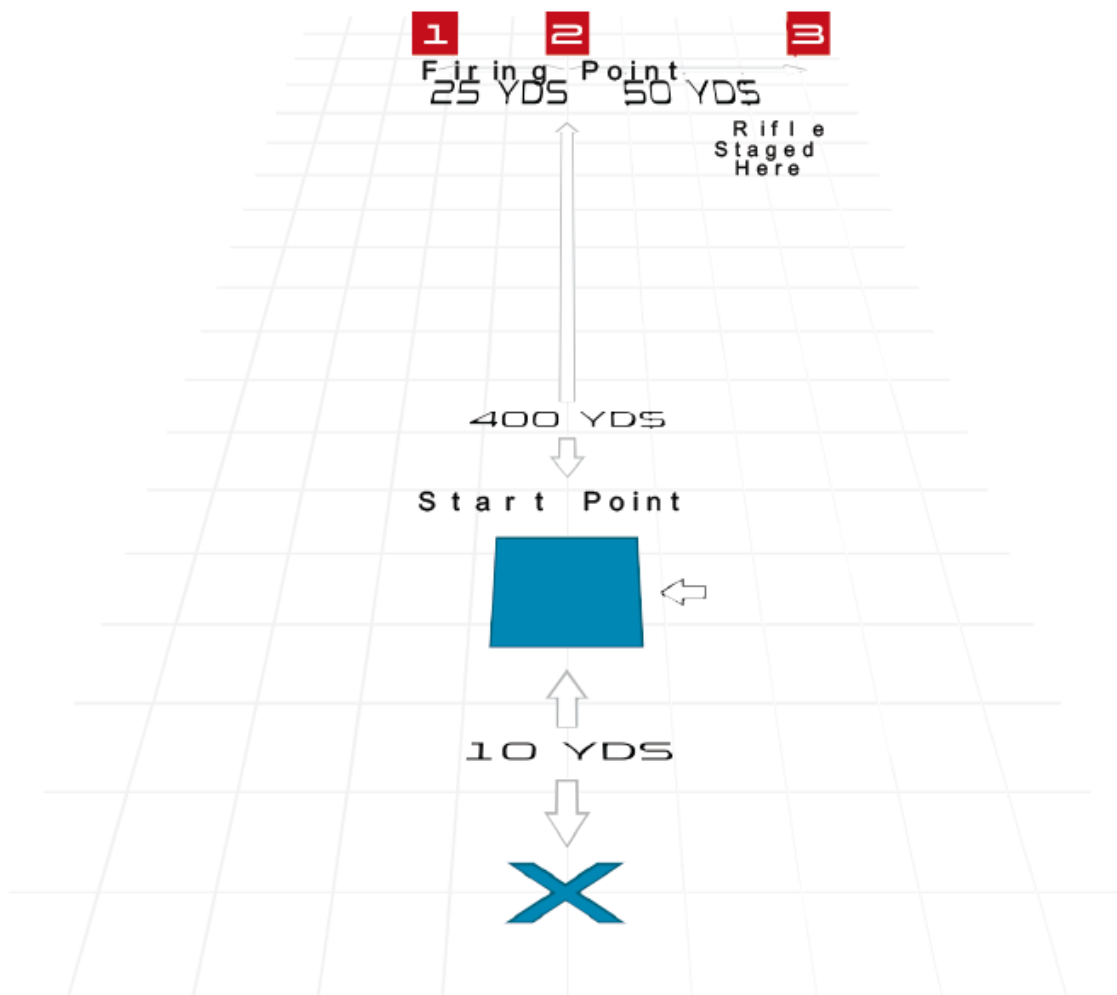
Finally, the Skills Stages are meant to serve as a barometer for shooters. All the scores for the Skills Stages will be kept and posted on the PRS website. This will provide the shooters with solid metrics by which they can judge themselves against other shooters they would not have otherwise had an opportunity to compete against. It will also allow them to see how they stack-up against the best shooters in the world.

The following pages layout the PRS Skills Stages in detail.

PRS Skills Stage 1

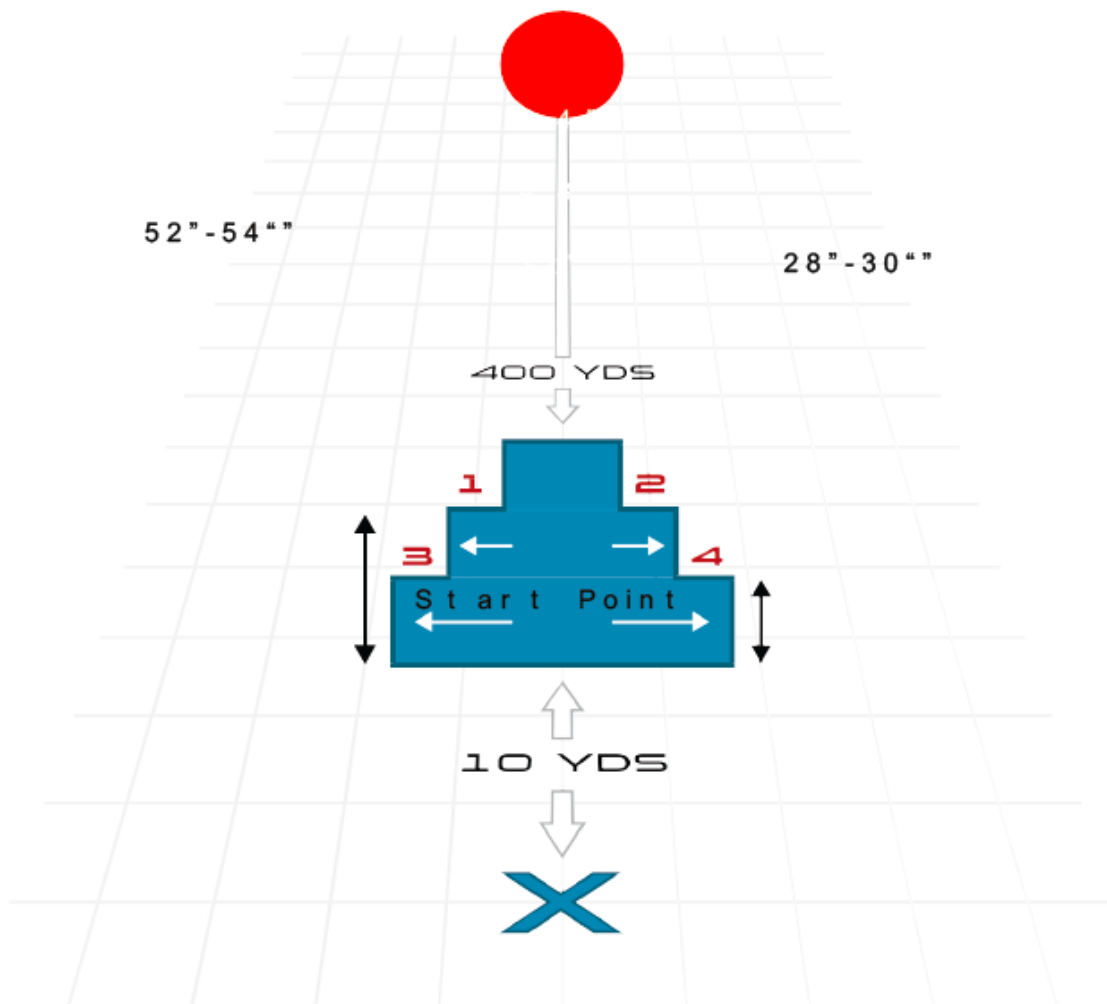
PRS Skills Stage 1 consists of three targets, 12" x 12" placed at a distance of 400 yards and will have a spacing of 25 yards between targets 1 and 2 and 50 yards of spacing between targets 2 and 3. Start position is 10 yards behind the shooter's box on level terrain with the rifle staged on the firing line. At the sound of the beep the shooter will move to the shooter's box, assume a prone position and engage the targets from left to right and may only advance to the next target once the previous target has been hit. Once the shooter has successfully engaged all three targets from left to right, they will then reengage in the same fashion from right to left starting with the far right target.

Par time is 90 seconds and round count is unlimited.



PRS Skills Stage 2

PRS Skills Stage 2 will consist of one target, 10" in diameter placed at a distance of 400 yards. Start position is 10 yards behind the firing position, which is a barricade, marked with 4 firing points. At the sound of the beep the shooter will move to the barricade to a firing point of his/her choice and engage the target with 2 rounds only. Shooter will then move to the remaining firing positions in any order and engage the target with two rounds from each position. Par time is 90 seconds and round count is 8.



Barricade Dimensions

- Positions 1 and 2 are 52"-54" tall x 48" wide x 4"-5" thick.
- Positions 3 and 4 are 28"-30" tall x 72" wide x 4"-5" thick.
 - *Positions 1 and 2 will change to 48"-50" by the end the 2019 season to allow time for the MDs to update their barricades for shorter shooters. During the 2019 season MDs are encouraged to update their barricades to meet the new measurements. Both measurements are authorized for the 2019 season.*

PRS Skills Stage 3

PRS Skills Stage 3 will consist of 2 targets at 300 or 400 yards (2MOA target left and 3MOA target right) and 2 targets at 500 yards or 600 yards (2MOA target left and 3MOA target right). Start position-rifle in hand, mag in, bolt back. (Target distances must be either 300 and 500 yards or 400 and 600 yards and is up to the Match Director).

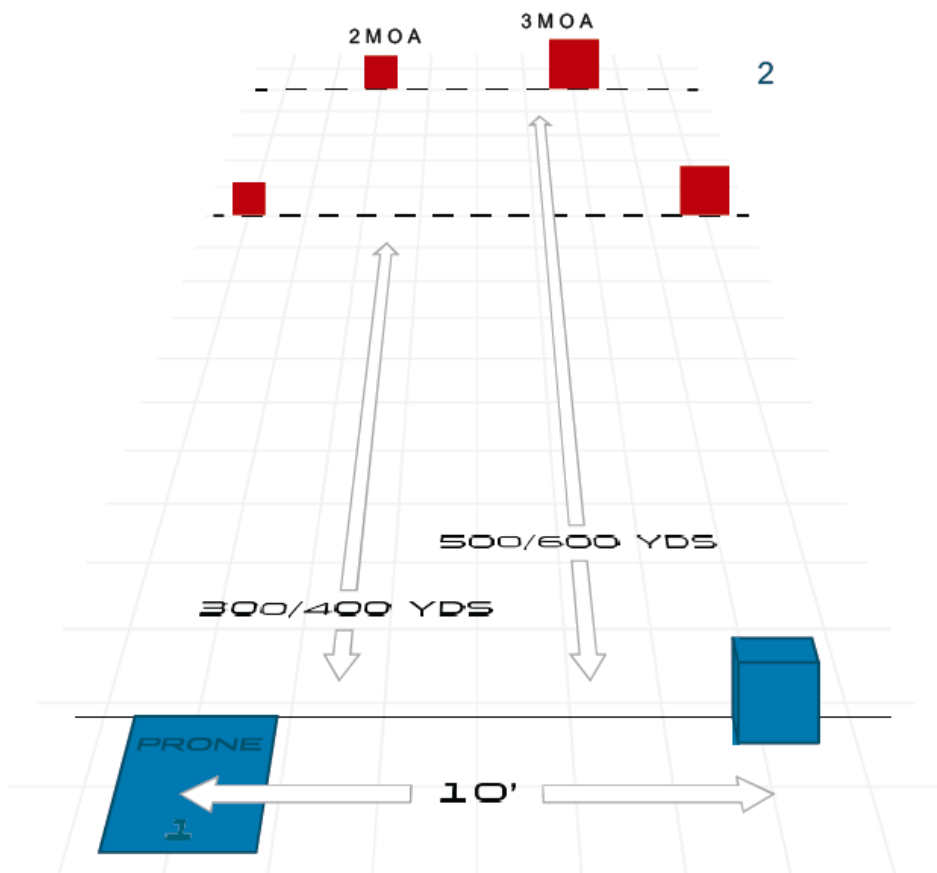
Sound of the buzzer shooter drops into a prone position and engages the near left target and the far left target with one round each. Shooter then conducts a mandatory mag change and reengages far left and near left targets in that order. Shooter then moves to a prop 18" x 18" x 6" box (18" tall x 6" wide) and engages near right and far right targets with one round each.

Mandatory mag change and then reengage far right and near right with one round each.

Round count of 12 total rounds (8 rounds total if shot clean).

3 magazines required (2 minimum if start mag is reused for second mag change).

Par time 90 seconds.

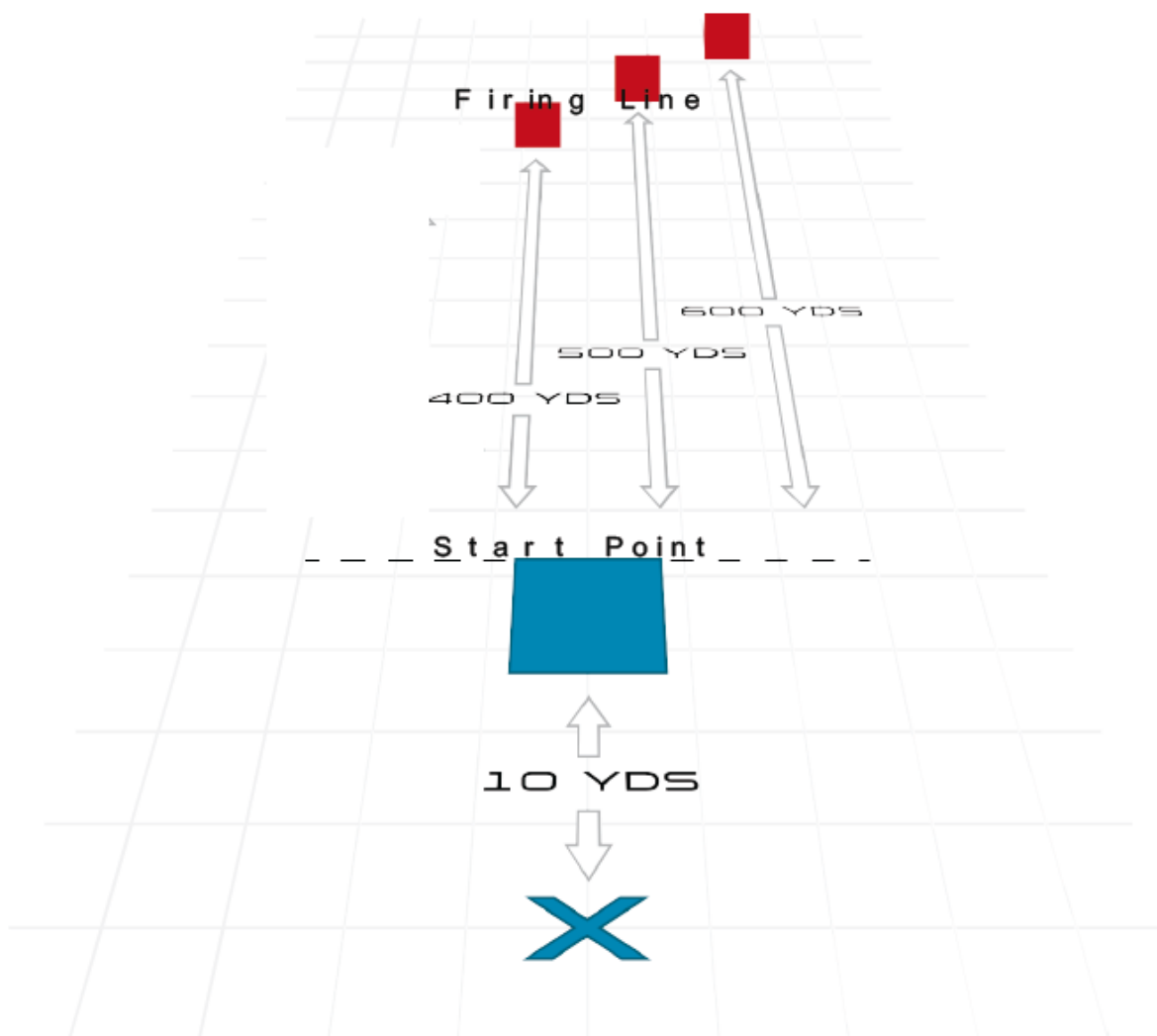


PRS

Skills Stage 4

PRS Skills Stage 4 will consist of 1.5 moa targets at 400, 500, and 600 yards. Start position 10 yards behind firing line, mag in, bolt back. Sound of the buzzer, the shooter moves to the firing line, assumes a prone position and engages all 3 targets with one round each from near to far without dialing any dope on their scopes. After the 600 yard target is successfully engaged the shooter must drop their magazine, move back to the start point to retrieve their second magazine and return to the firing line. Shooter will then reengage all targets from near to far shooting from the prone support side position.

Round count unlimited 2 magazine minimum Par time 90 seconds



3.1 Match Director's Responsibilities

3.1.1 The MD is overall in charge of the PRS event and must have a full understanding of the official PRS Rules.

3.1.2 MD's must provide a Match Book which accurately describes each COF.

3.1.3 MD's are responsible for obtaining at least one experienced "Lead RO" to run every stage.

3.1.4 Lead ROs must remain on their stage for the duration of the match and are the only person authorized to keep score/time, rule procedurally and responsible for all safety aspects of the stage.

3.1.5 Spotters may be competitors within the squad or non-competitors provided by the MD. MDs will determine the number spotters required for each stage.

3.1.6 PRS Regional Series Matches may use "Roaming RO's". Roaming RO's are defined as experienced shooters that shoot the match as well as serve as an RO in the same match. Each stage should have two Roaming RO's for each shooter. A Roaming RO shall not serve as an RO for his or her own stage run.

3.1.7 MD's must use the approved scoring system of one 'Impact' for one point.

3.1.8 MD's will ensure targets are in good working order. Any target past 600 yards must be reactive and should have two spotters observing the target if possible. Additionally, any target past 800 yards must have a supplemental hit indicator such as a flash or a camera system. Regional Series MD's are encouraged to use supplemental hit indicators on targets past 800 yards, but it is not required.

3.1.9 MD's will use a primary and secondary method of scoring. Shooters must have an opportunity to see the score they received on all stages prior to departing the stage.

3.1.10 MD's must be PRS members in the Series in which they host matches for.

3.1.11 MD's will provide stage and a match 15 minute arbitration period(s) once scores have been provided/posted to settle any scoring disputes. If an issue arises after the squad leaves the stage or 15 minutes after the match, it will not be entertained.

3.1.12 The MD is the ultimate authority of Match Rules, Safety, and Enforcement. Any and all violations, penalties and enforcement should be dealt with thoroughly and in an expeditious manner. MDs may use of statements from RO's, shooters, and spectators. Once the stage/match arbitration period has ended, the rulings made by the MD are final.

3.2 Lead Range Officer's Responsibilities

3.2.1 Lead RO's are responsible for all aspects of the COF they are running. They must have a complete understanding of exactly how the stage is to be executed. Any questions regarding the rules of the stage must be addressed with the MD prior to the start of the first shooter.

3.2.2 Lead RO's must have a full understanding of the official PRS Rules.

3.2.3 Lead RO's must ensure the rules are the exact same for each shooter.

3.2.4 Lead ROs will provide a Stage Brief prior to the start of each squad and all questions must be asked and answered prior to the start of the first shooter from each squad. Lead RO's will point out each target to the shooters except on "blind" stages in which case no shooter will be told the location of any target.

3.2.5 Lead RO's will provide the squad with time to conduct a walk-through of the stage which is not to exceed one minute unless the stage is to be a "blind" stage. It is up to the RO/MD as to whether inspecting a firing position is permitted during the walk through.

3.2.6 RO's will use the following verbiage to start each shooter:

RO - "Shooter do you understand the course of fire?"

Shooter must verbally reply with "Yes or No"

If there are no questions then;

RO - "Load and make ready."

RO - "Shooter ready?"

Shooter must verbally signal "Yes"

RO - "Standby"

Within the next 1-3 seconds the RO will start the shooter with the beep of a reliable shot-timer or a verbal "Engage".

3.2.7 If at any point during the COF if the Lead RO observes an unsafe act, he or she must call a cease-fire.

3.2.8 It is up to the Lead RO/MD's discretion as to how procedural faults will be handled but must be the same for every shooter.

3.2.9 Lead ROs will be responsible to ensure the correct number of spotters are employed for their stage. Spotters will be obtained from shooters in the squad as determined by the Match Director or provided by the match director. Spotters may not rule procedurally, keep score or time under any circumstances.

3.2.10 Lead ROs will supervise the selection of spotters if the MD determined they will come from the squad. Lead ROs will ensure impartial and fair spotting occurs.

3.2.11 Only one spotter will call impacts, with others providing back up. If a discrepancy occurs the lead spotter assigned by the Lead RO will make a determination. When shooters are being used as spotters the remainder of the squad will be encouraged to monitor calls to ensure honesty and good sportsmanship is maintained. If a discrepancy is observed, the squad should immediately notify the Lead RO/MD.

3.2.12 RO's or spotters are not permitted to signify in any way to a shooter where their rounds are impacting during the COF. MDs may establish exceptions for safety reasons – wrong targets, lack of back stops etc. Only ROs/assigned spotters, not fellow shooters may make the approved corrections for safety reasons. Any shooter providing assistance will receive a stage DQ. Assisting shooters after they have finished shooting is encouraged and permissible. This rule may be waived by Regional Series directors for 1 day matches.

3.2.13 For all timed courses of fire, the RO will make every effort to ensure the shot timer registers the shooter's final shot. Shooters will be automatically granted a buffer time of .3 seconds, meaning that if a shot was fired in 90.3 of 90 second stage and was an impact, the shooter will receive points for that impact.

3.2.14 RO's must show and brief each shooter their score for the stage prior to the squad departing the stage. When using Practiscore (or any other approved electronic scoring system), the shooters can be verbally briefed and/or hit the "approve" button after each shooter completes a stage. But this doesn't fulfil the ROs responsibility to review the scores after the squad is complete. After the shooter leaves the stage, it cannot be arbitrated.

3.2.15 Any issues that may arise must immediately be brought to the attention of the MD.

3.3 Shooter's Responsibilities

3.3.1 The shooter is solely responsible for ensuring that he/she fully understands the PRS and match rules as well as the COF prior to starting the stage.

3.3.2 Shooters are completely responsible for the equipment they are shooting to include their firearms and ammo. A firearm deemed to be unsafe can be grounds for removal from the match.

3.3.3 Shooters are solely responsible for their score. This applies to asking the RO for a reshoot if the shooter believes one is warranted as well as ensuring the proper score was recorded for the stage. If the shooter does not review/accept their score or remain at the stage for the RO to review the squad's scores brief, they will not be permitted to petition the MD for a score change during the post-match arbitration period.

3.3.4 If the shooter attends a match where the match director employs “shooter spotters”, the shooter is expected to assist during their down time. Honest sportsmanship, fairness and impartiality is obligatory while call impacts. All violations of this responsibility will result in a season banned from the sport.